

# VHP Decontamination of MAS-100 NT® Microbial Air Sampler

## Hydrogen peroxide decontamination

Active microbial air sampling is frequently required for cleanrooms and associated controlled environments. Microbial contamination by the air sampler must be avoided. Thus, they must be decontaminated. The MAS-100 NT/NT Ex viable air sampler is specified for use in ISO 5/GMP Grade A environments. Externally accessible parts are designed for easy cleanability and spray/wiping disinfection. Independent data published by Sandle and Satyada (Sandle und Satyada 2015) have proven effectiveness of external decontamination of the MAS-100 NT using 70% isopropanol.

Vaporized hydrogen peroxide (VHP = vaporized H<sub>2</sub>O<sub>2</sub>) is routinely used in critical environments to bio-decontaminate surfaces and equipment. Here we demonstrate that MAS-100 NT® (**Figure 1**) can be decontaminated using VHP without effect on instrument functionality.

### Effects of exposure to VHP

MBV AG together with the isolator manufacturer SKAN have performed a detailed evaluation of the portable microbial air sampler MAS-100 NT® regarding the decontamination with VHP. The main functional quality criterium of an impaction-based viable air sampler such as the MAS-100 family instruments is its ability to aspirate a target air volume at a given air flow and impact the air with a constant speed onto an agar filled Petri dish. The physical and biological recovery rate of an air sampler depends on this capability. Key to correct performance is a functioning airflow sensor which controls the air blower. Consequently, the best indicator of performance under stress is testing airflow stability using an alternative measurement method



**Figure 1:** MAS-100 NT® Microbial Air Sampler

to the differential pressure-based mass-flow sensor integrated into the MAS-100 NT®.

The goal was to simulate 10 years regular decontamination of a MAS-100 NT® microbial air sampler using VHP and test for air flow stability over time. If such airflow calibrations remain within the instrument specification, then performance remains unaffected.

## Procedure for VHP resistance test

### Equipment

**Testing environment:** Pharmaceutical Safety Isolator from SKAN AG. 840 ppm H<sub>2</sub>O<sub>2</sub>, controlled by Dräger sensor for high concentration (HC) hydrogen peroxide.

**Instruments tested:** 2x MAS-100 NT

**Airflow:** 100 Standard liters per min (SLPM) ± 2.5%

**Instrument 1:** SNR: 108400, usage time: 1971 h

**Instrument 2:** SNR 108302, usage time: 1924 h

**Calibration instrument:** DA-100 NT® digital vane wheel anemometer (±1% reproducibility, temperature and pressure compensated). MBV PC – based software used to perform automated airflow calibration.

**Reagents:** 50% hydrogen peroxide (Solvay)

### Procedure

The MAS-100 NT instruments were positioned close to each other inside the PSI isolator. The perforated lids were removed and placed next to the instrument.

The instruments were left turned off while exposed to H<sub>2</sub>O<sub>2</sub>.

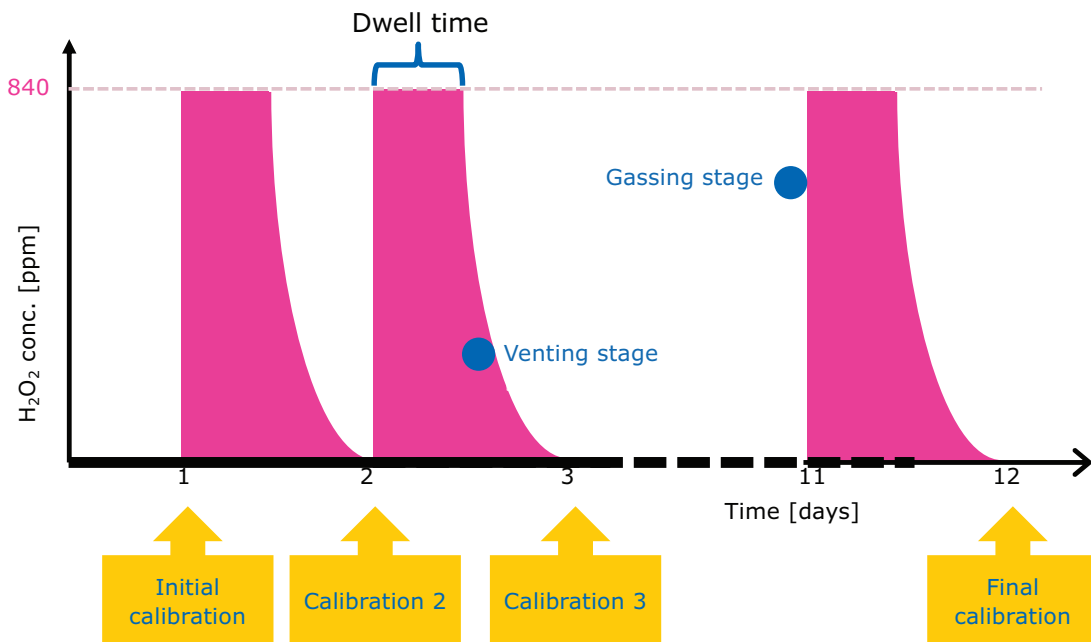
The test chamber was filled with 840 ppm hydrogen peroxide. The chamber was vented daily, and the air samplers were checked with the DA-100 NT® digital anemometer. The calibration (but no adjustment) was performed automatically, and the resulting calibration protocol was generated and saved.

This procedure was repeated for 12 days to simulate approx. 10 years of weekly H<sub>2</sub>O<sub>2</sub> decontamination (see **Figure 2**):

$12 \text{ d} * 24 \text{ h/d} = \text{approximately } 288 \text{ h of VHP exposure}$

$10 \text{ y} * 50 \text{ weeks/y} * 1 \text{ decontamination cycle/week} = 500 \text{ decontamination cycles}$

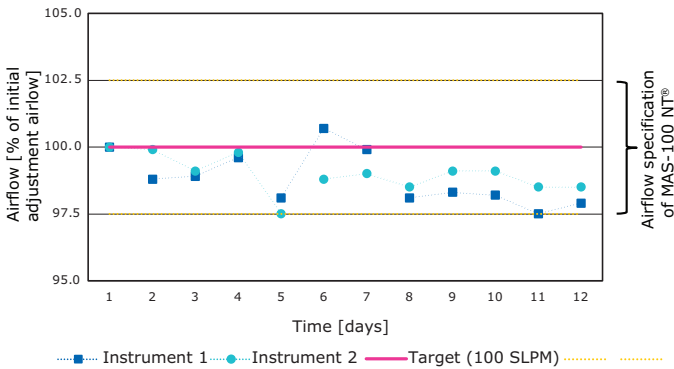
$288 \text{ h}/500 \text{ decontamination cycles} = 0.58 \text{ h/average dwell time}$



**Figure 2:** Schematic of VHP exposure, calibration and decontamination cycle. The time required for the gassing and venting stages are exaggerated in comparison to the dwell time.

## Proven resistance to H<sub>2</sub>O<sub>2</sub> exposure

The results of the daily airflow calibration of the two MAS-100 NT<sup>®</sup> are presented in **Figure 3**. Throughout the 12 days exposure of the air samplers to H<sub>2</sub>O<sub>2</sub> the airflow remained within the specification of ±2.5% of the target air flow 100 SLPM. As the pneumatic performance of the air sampler during the simulated time frame of 10 years remained unaffected, we concluded that the instrument can withstand at least the simulated 500 calibration cycles.



**Figure 3:** Airflow calibration of two MAS-100 NT exposed to H<sub>2</sub>O<sub>2</sub> over 12 days

Apart from testing the airflow calibration we separately tested individual electronic and mechanical components. These were placed inside the same test chamber and assessed optically after 12 days exposure.

## Restrictions and recommendations

The results and conclusions of this technical note are only applicable to decontamination with VHP. No conclusions for the use of other decontamination agents can be made.

It is mandatory, that throughout the whole VHP decontamination process the instrument must be switched off and the blower must remain inactive.


It is not permitted to decontaminate the instrument or perforated lid with a liquid medium and then dry the perforated lid by running the blower.

The blue anodized parts may experience decolorization due to VHP exposure.

The perforated lid shall be unmounted during the VHP decontamination. The perforated lid and the dust cover can be autoclaved for 20 minutes at 121 °C.

The electronic components were visibly affected but not damaged. To protect flow sensor and electronics H<sub>2</sub>O<sub>2</sub> decontamination must be performed with the blower inactive.

Decolorization of the blue anodized aluminum parts (perforated lid 300 x 0.6 and rings) was apparent (**Figure 4**). The decolorization is only a cosmetic degradation and has no effect on the functioning of the air sampler.



**Figure 4:** Blue ring before and after long-term exposure to vaporized hydrogen peroxide. The decolorization has no influence on function and may also occur when an instrument is frequently cleaned or disinfected with solvents or detergents

**Note:** The MAS-100 NT Ex<sup>®</sup> is the explosion proofed version of the MAS-100 NT<sup>®</sup> and the results described above can be extended to that product

Alternatively, the perforated lid and the dust cover can be dry-decontaminated at 180 °C for 60 minutes.

In case of dirt / blocked holes of the perforated lid: Clean them with a needle, or by using an ultrasonic bath. Do not wash aluminum parts in dishwashers.

## References

1. Sandle, Tim, and Ravikrishna Satyada. "Assessment of the disinfection of impaction air sampler heads using 70% IPA, as part of cleanroom environmental monitoring." *European Journal of Parenteral & Pharmaceutical Sciences*. Vol. 20. no. 3. 2015.
2. SKAN AG. Modular Working Isolator PSI-M. 04 12, 2019. <https://skan.ch/en/products-view/44-modular-working-isolator-psi-m> (accessed 4 12, 2019).



Request a demo at: [SigmaAldrich.com/em-pharma-info](https://SigmaAldrich.com/em-pharma-info)

### Acknowledgement

Many thanks to our partner MBV providing content and graphics



MBV AG  
Industriestrasse 9  
8712 Stäfa  
Switzerland  
[www.mbv.ch](http://www.mbv.ch)

### To place an order or receive technical assistance

Order/Customer Service: [SigmaAldrich.com/order](https://SigmaAldrich.com/order)

Safety-related Information: [SigmaAldrich.com/safetycenter](https://SigmaAldrich.com/safetycenter)




For contact information for your country at [SigmaAldrich.com/offices](https://SigmaAldrich.com/offices)



For Technical Services, please visit, [SigmaAldrich.com/techservice](https://SigmaAldrich.com/techservice)

MilliporeSigma  
400 Summit Drive  
Burlington, MA 01803



[SigmaAldrich.com/environmentalmonitoring](https://SigmaAldrich.com/environmentalmonitoring)