


Swab & Sampler Test Kits for Quality Control



The life science business
of Merck KGaA, Darmstadt,
Germany operates as
MilliporeSigma in the
U.S. and Canada.

Millipore®

Preparation, Separation,
Filtration & Monitoring Products

Samplers & swabs test kits

Range of application

Applications

Targeted Organism	Sampler Type	Sampler Color	Applications	Incubation Conditions
Total Count in stressed environment	HPC	●	<ul style="list-style-type: none"> Raw material, Equipment surface, treated water and finished product in food, beverage or cosmetics applications High purity (HP) waters (electronics or laboratory grade) Environmental waters, cooling tower waters, process water Public inspection 	7 days at room temperature or 72 hours at 25 °C ± 0.2 or 48 hours at 35 °C ± 0.2
Coliform	Coli-Count	●	<ul style="list-style-type: none"> Environmental waters, HP waters, raw material and equipment surfaces Public inspection 	22–24 hours at 35 °C ± 0.2
Yeast & Mold	Yeast & Mold	●	<ul style="list-style-type: none"> Process waters, HP waters, raw material and equipment surfaces 	72 hours at 28 °C ± 0.2 or 48 hours at 32 °C ± 0.2

Note: The same incubation time and temperature should be used for routine testing to establish a standard for comparison. Incubation time and temperature for coliform testing is specific and follows accepted standards.

Ordering Information

Description	Color	Qty/pk	Storage Condition	Shelf life	Cat. No.
Samplers					
HPC Total Count Sampler	●	25	15 – 30 °C	18 months	MHPC 100 25
Coli-Count Sampler	●	25	15 – 30 °C	12 months	MC00 100 25
Yeast & Mold Sampler	●	25	15 – 30 °C	16 months	MY00 100 25
Swabs					
Swabs in vials of phosphate buffer	-	25	15 – 30 °C	12 months	MMSB 100 25
Test Kits (One kit is composed of 25 Samplers and 25 Swabs)					
HPC Total Count Swab Test Kit	●	25 tests	15 – 30 °C	Sampler: 18 months / Swab 12 months	MSSK 100 25
Coli-Count Test Kit	●	25 tests	15 – 30 °C	Sampler: 12 months / Swab 12 months	MCSK 100 25
Yeast & Mold Swab Test Kit	●	25 tests	15 – 30 °C	Sampler: 16 months / Swab 12 months	MYSK 100 25

Environmental monitoring – Sample, incubate, count

Our Millipore's Samplers and Swab Test Kits simplify routine microbiological analysis of liquids and surfaces for bioburden levels of bacteria, yeast, or mold.

This technique eliminates the cumbersome and expensive hardware and materials associated with traditional testing techniques.

Benefits

- **Easy-to-Use:** Just add a small sample of liquid to the Pre-sterilized Sampler or wipe a surface of interest with the Swab
- **Ready-to-Use:** Pre-measured dehydrated agar in the Sampler
- **Stable at room temperature** for storage and for incubation
- **No instrument reader needed:** Results achieved by visual counting of colonies
- **Affordable:** Low cost per test alleviates budget concerns

Liquid Monitoring using Samplers

A Sampler consists of two parts:

- A plastic dip test handle with a 0.45 µm Millipore filter and an absorbent pad. This part contains the dehydrated nutrient medium for recovery of specific organisms.
- An outer plastic sheath. This piece is filled with the sample liquid of choice.

When the Sampler is immersed in a liquid, the absorbent pad rapidly absorbs 1 mL* into the filter membrane. Bacteria, yeast, or mold larger than the rated pore size are retained on the filter surface. The liquid hydrates the agar medium which provides nutrients to the organisms on the filter. These organisms will grow into defined colonies, which can be examined and counted. The number of bacteria, yeast, or mold colonies counted, can then be recorded and reported internally or externally.

* Samplers should only be used when counts >10 colonies/mL are anticipated. Samplers are not recommended for testing drinking water or when a 100 mL sample is required due to a low number of organisms.

The Testing is as simple as

- 1** **Sample:** Obtain a sample. Samplers are filled to a top line. Swabs are wiped across a surface.
- 2** **Incubate:** Place in an incubator oven or incubate at room temperature. See incubation conditions below.
- 3** **Count:** Identify colonies of bacteria, yeast, and/or mold that are growing in your sample.

Results are available in as little as 22 – 72 hours using an incubator or in 7 days at room temperature depending on the test. Recoveries of microorganism levels are equivalent to pour plates, streak plates, and open funnel filtration in some cases.

Surface Monitoring using Swab Test Kits

Swab test kits combine a Sampler with a Swab. A Swab consists of two parts:

- A plastic cap connected to a polyester swab,
- An outer sheath containing pre-measured sterile phosphate buffer solution.

The Swab enables you to monitor surface cleanliness, test machine surfaces, and reach difficult areas where bacteria, yeast, or mold can grow.

A variety of media

For a range of microorganisms

Media Range



HPC Sampler

Contains m-HPC medium for recovery of "stressed" aerobic bacteria (i.e. partially sanitized or nutritionally starved).



Coli-Count™ Sampler

A "Total Count" of coliforms. Contains a proprietary coliform medium for recovery of coliform organisms.

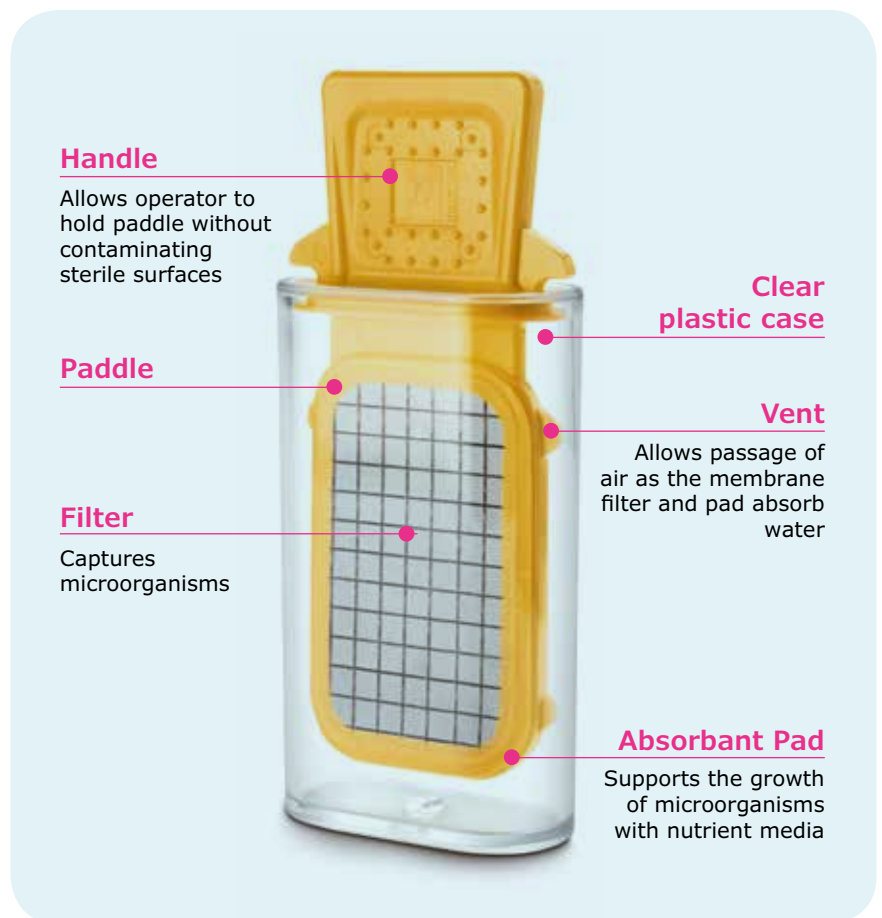


Yeast & Mold Sampler

Contains m-Green medium for recovery of yeast and mold.

Sampler Components

Allows operator to hold paddle without contaminating sterile surfaces



Science made simple

Ready, set, test

1. Sample liquids OR surfaces



- Fill the outer sheath with the fluid to be tested to the top line
- Insert the Sampler into the outer sheath
- Lay the Sampler membrane face down for 30 seconds
- Discard the sample
- Wipe the surface of interest to be tested with the Swab
- Re-insert the Swab into the sheath containing sterile buffer solution
- Shake both pieces together 30 times. By shaking the swab surface into the buffer solution, the buffer solution now becomes your liquid sample
- Discard the Swab
- Once your sample is available, use the Sampler as a second part of the continuous test to determine and count bacteria, yeast, or mold that may be present.

2. Incubate




- Incubate with the membrane-side down
- See incubation conditions below

3. Count

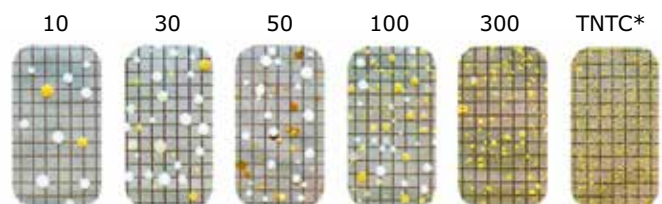


- Count the colonies or make a quick estimate using the Comparison Chart provided in the package and this brochure

Small Colonies



Large Colonies



*too numerous to count

Millipore®

Preparation, Separation,
Filtration & Monitoring Products

MilliporeSigma
400 Summit Drive
Burlington, MA 01803

SigmaAldrich.com

To place an order or receive technical assistance in the U.S. and Canada, call toll-free 1-800-645-5476
For other countries across Europe and the world, please visit: [EMDMillipore.com/offices](https://www.emdmillipore.com/offices)
For Technical Service, please visit: [EMDMillipore.com/techservice](https://www.emdmillipore.com/techservice)

© 2019 Merck KGaA, Darmstadt, Germany and/or its affiliates. All Rights Reserved. MilliporeSigma, the vibrant M, and Millipore are trademarks of Merck KGaA, Darmstadt, Germany or its affiliates. All other trademarks are the property of their respective owners. Detailed information on trademarks is available via publicly accessible resources.

Lit. No. MS_FL3963EN Ver. 1.0
2019-22378
05/2019